



अमृत महा आवास अभियान २०२२-२३

दैनिक प्रगती अहवाल : १९.०५.२०२३

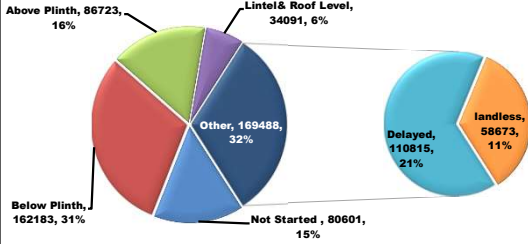
प्रधानमंत्री आवास योजना ग्रामीण – मंजूरी, पूर्ण घरकुले, हप्ते वितरण, भूमिहीन, आर्थिकदृष्ट्या अपुर्ण
राज्य पुरस्कृत ग्रामीण आवास योजना – मंजूरी, पूर्ण घरकुले, हप्ते वितरण, आर्थिकदृष्ट्या अपुर्ण

योजना	एकूण मंजूरी	दैनिक मंजूरी	एकूण पूर्ण	दैनिक पूर्ण घरकुले	दैनिक पहिला हप्ता वितरित	दैनिक दुसरा हप्ता वितरित	दैनिक तिसरा हप्ता वितरित
प्रधानमंत्री आवास योजना ग्रामीण	१४०९३८८	०	१०४६२२२	५७५	१४८	२५५	२९०
राज्य योजना	५६७४५५	१०१२	४०६४४९	१२९	२५९	७३	५५
एकूण	१९७६८४३	१०१२	१४५२६७१	७०४	४०७	३२८	३४५

PMAY-G Completion Progress Bar

74.2%

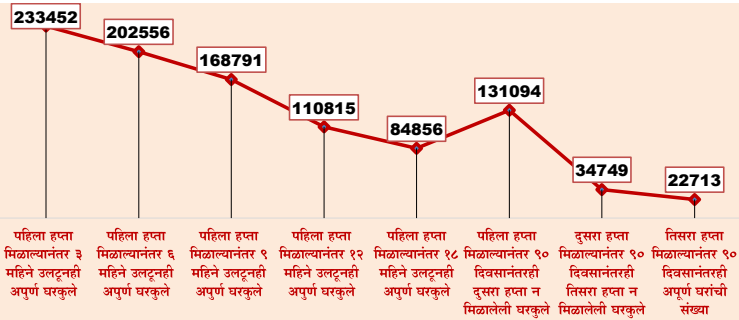
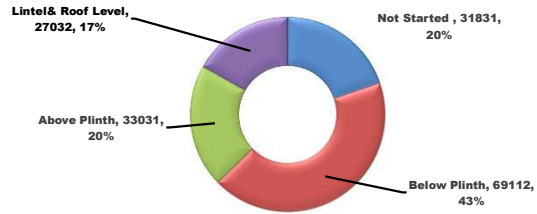
PMAY-G: Incomplete Houses bifurcation



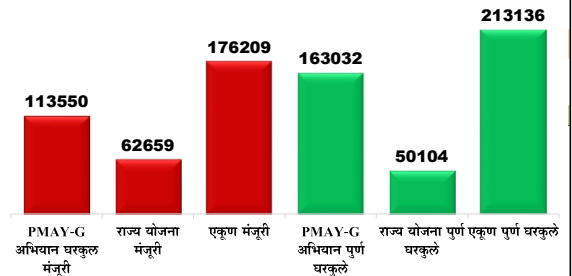
State Schemes Progress Bar

71.6%

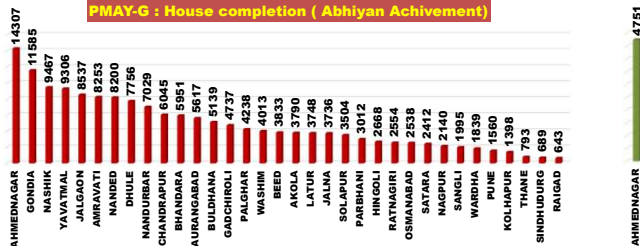
State Schemes: Incomplete Houses bifurcation



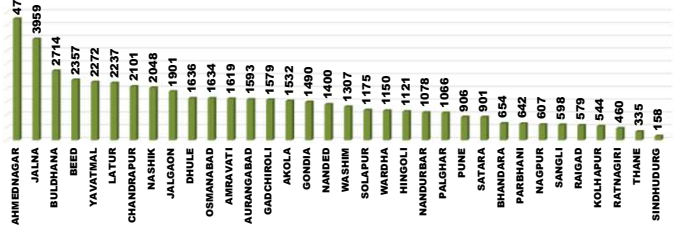
Abhiyan Achievement Day 180



PMAY-G : House completion (Abhiyan Achievement)



State Schemes : House completion (Abhiyan Achievement)

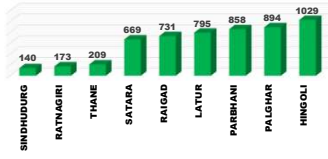


राज्य व्यवस्थापन कक्ष- ग्रामीण गृहनिर्माण

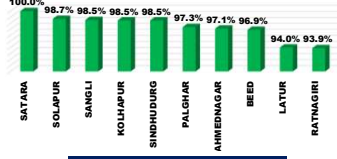
४ था मजला, दक्षिण कक्ष, सिडको भवन, सीबीडी बेलापूर, नवी मुंबई - ४०० ६१४.

Top and Bottom Ten Districts

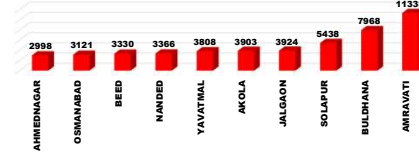
PMAY-G Delayed Houses TOP 10 Dist.



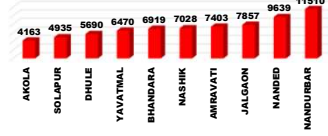
State Schemes Sanction TOP 10 Dist.



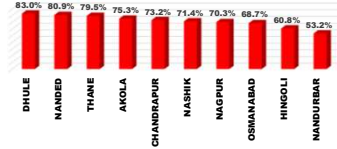
PMAY-G Remaining 1st Installments Bottom 10 Dist.



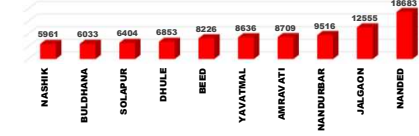
PMAY-G Delayed Houses Bottom 10 Dist.



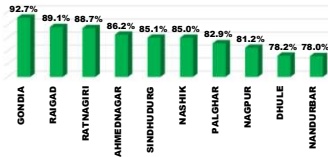
State Schemes Sanction Bottom 10 Dist.



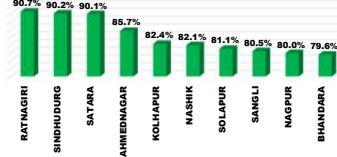
PMAY-G Remaining 2nd Installments Bottom 10 Dist.



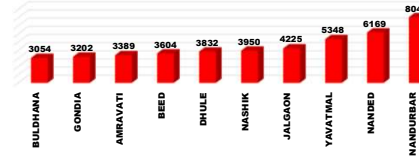
PMAY-G Completion TOP 10 Dist.



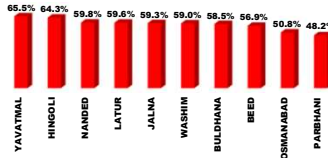
State Schemes Completion TOP 10 Dist.



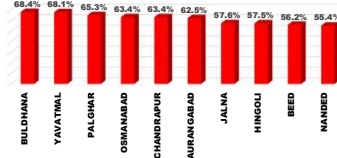
PMAY-G Remaining 3rd Installments Bottom 10 Dist.



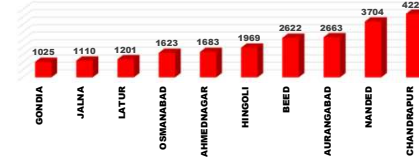
PMAY-G Completion Bottom 10 Dist.



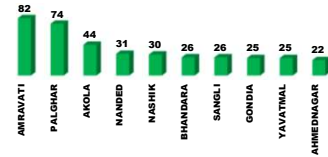
State Schemes Completion Bottom 10 Dist.



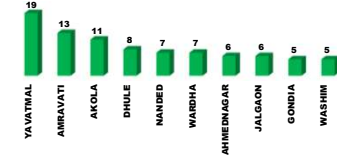
State Schemes Remaining 1st Installments Bottom 10 Dist.



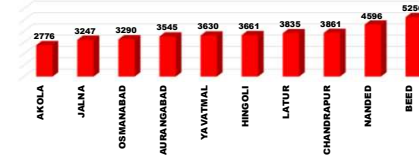
PMAY-G Daily Completion Top 10 Dist.



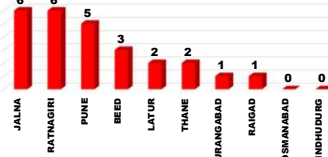
State Schemes Daily Completion Top 10 Dist.



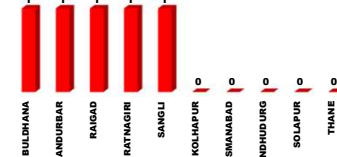
State Schemes Remaining 2nd Installments Bottom 10 Dist.



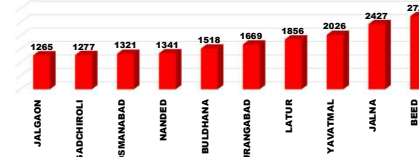
PMAY-G Daily Completion Bottom 10 Dist.



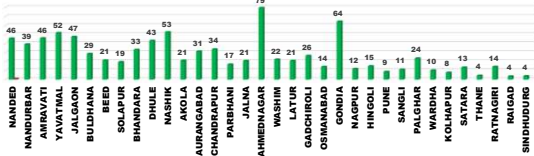
State Schemes Daily Completion Bottom 10 Dist.



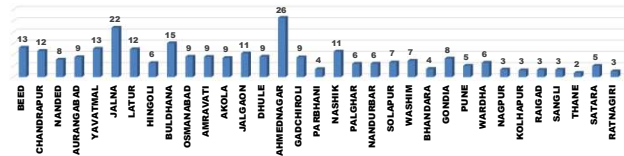
State Schemes Remaining 3rd Installments Bottom 10 Dist.



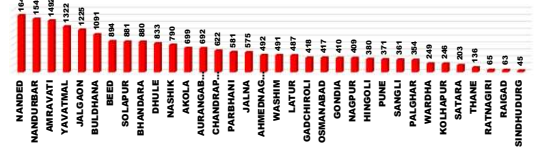
PMAY-G : Current Pace of Completion Per Day (Abhiyan)



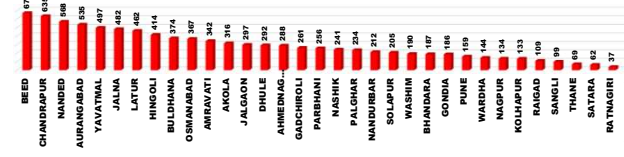
State Schemes : Current Pace of Completion Per Day (Abhiyan)



PMAY-G Required Pace of Completion Per Day



State Schemes Required Pace of Completion Per Day



प्रधानमंत्री आवास योजना ग्रामीण - मंजूरी (PWL+Awaas Plus)

Sr. No.	Division	Target (PWL+Awaas Plus)	18.05.2023	19.05.2023	Daily_Achievement	Remaining
1	NASHIK DIV.	414837	413600	413596	0	1241
2	AMRAVATI DIV.	274771	274285	274284	0	487
3	AURANGABAD DIV.	238003	237302	237302	0	701
4	NAGPUR DIV.	291903	291223	291223	0	680
5	KONKAN DIV.	69832	69611	69611	0	221
6	PUNE DIV.	124377	123396	123372	0	1005
Total		1413723	1409417	1409388	0	4335

Sr. No.	District	Target (PWL+Awaas Plus)	18.05.2023	19.05.2023	Daily_Achievement	Remaining
1	AKOLA	48792	48778	48778	0	14
2	AMRAVATI	95496	95248	95248	0	248
3	AURANGABAD	36740	36514	36514	0	226
4	BEED	35310	35253	35253	0	57
5	BHANDARA	64981	64920	64920	0	61
6	BULDHANA	44752	44713	44713	0	39
7	CHANDRAPUR	43093	42958	42958	0	135
8	DHULE	64999	64917	64917	0	82
9	GADCHIROLI	31703	31615	31615	0	88
10	GONDIA	96493	96138	96138	0	355
11	HINGOLI	18109	18083	18083	0	26
12	JALGAON	79706	79286	79286	0	420
13	JALNA	24038	24023	24023	0	15
14	KOLHAPUR	17658	17646	17646	0	12
15	LATUR	20679	20493	20493	0	186
16	NAGPUR	37000	36985	36985	0	15
17	NANDED	69533	69463	69463	0	70
18	NANDURBAR	119606	118958	118958	0	648
19	NASHIK	89735	89683	89683	0	52
20	OSMANABAD	14506	14411	14411	0	95
21	PALGHAR	35376	35188	35188	0	188
22	PARBHANI	19088	19062	19062	0	26
23	RAIGAD	9830	9820	9820	0	10
24	RATNAGIRI	9888	9871	9871	0	17
25	SANGLI	21778	21606	21606	0	172
26	SINDHUDURG	5133	5133	5133	0	0
27	SOLAPUR	49095	48394	48394	0	701
28	THANE	9605	9599	9599	0	6
29	WARDHA	18633	18607	18607	0	26
30	WASHIM	20390	20362	20362	0	28
31	YAVATMAL	65341	65184	65183	-1	158
32	AHMEDNAGAR	60791	60756	60752	-4	39
33	SATARA	15329	15249	15245	-4	84
34	PUNE	20517	20501	20481	-20	36
Total		1413723	1409417	1409388	0	4335

Remaining Sanction RANK

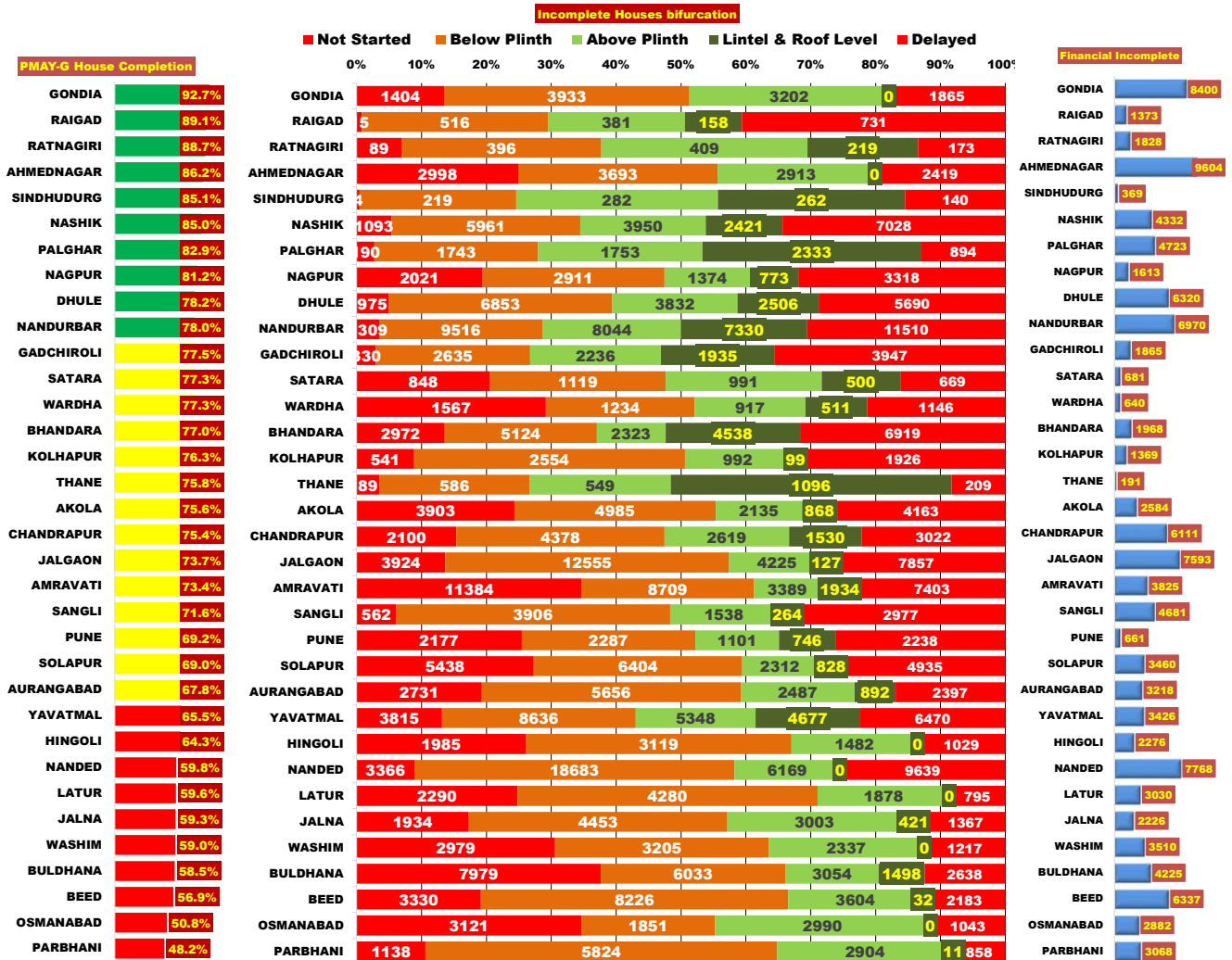
SINDHUDURG	0
THANE	6
RAIGAD	10
KOLHAPUR	12
AKOLA	14
JALNA	15
NAGPUR	15
RATNAGIRI	17
HINGOLI	26
PARBHANI	26
WARDHA	26
WASHIM	28
PUNE	36
AHMEDNAGAR	39
BULDHANA	39
NASHIK	52
BEED	57
BHANDARA	61
NANDED	70
DHULE	82
SATARA	84
GADCHIROLI	88
OSMANABAD	95
CHANDRAPUR	135
YAVATMAL	158
SANGLI	172
LATUR	186
PALGHAR	188
AURANGABAD	226
AMRAVATI	248
GONDIA	355
JALGAON	420
NANDURBAR	648
SOLAPUR	701

प्रधानमंत्री आवास योजना - ग्रामीण : भूमिहीन लाभार्थी अहवाल

Sr. No.	District	Google Sheet Report			AwaasSoft Report			
		Total Landless	Provided land	Remaining	Landless beneficiaries tagged in AwaasSoft	Landless beneficiaries provided land	Remaining Landless	Remaining Tag (provided land)
1	DHULE	18	18	0	18	18	0	0
2	GADCHIROLI	8	8	0	8	8	0	0
3	NANDURBAR	0	0	0	0	0	0	0
4	PALGHAR	11	9	2	11	11	0	-2
5	RAIGAD	6	6	0	6	6	0	0
6	RATNAGIRI	23	23	0	23	23	0	0
7	SINDHUDURG	420	420	0	420	420	0	0
8	KOLHAPUR	257	238	19	257	227	30	11
9	THANE	127	69	58	127	60	67	9
10	NANDED	362	319	43	362	242	120	77
11	GONDIA	2450	2450	0	2450	2327	123	123
12	BEED	212	125	87	212	72	140	53
13	SANGLI	430	198	232	410	144	266	54
14	PARBHANI	331	63	268	331	54	277	9
15	SATARA	1304	659	645	1294	630	664	29
16	NASHIK	1802	1324	478	1803	1072	731	252
17	HINGOLI	1713	795	918	1713	466	1247	329
18	CHANDRAPUR	2769	1221	1548	2745	1486	1259	-265
19	JALNA	1381	406	975	1374	85	1289	321
20	WARDHA	2803	1666	1137	2829	1347	1482	319
21	NAGPUR	5054	3588	1466	5018	3443	1575	145
22	JALGAON	22928	20121	2807	22896	20963	1933	-842
23	PUNE	2924	1602	1322	2909	885	2024	717
24	LATUR	2299	1121	1178	2310	271	2039	850
25	BHANDARA	5782	3543	2239	5669	3266	2403	277
26	OSMANABAD	2470	287	2183	2470	56	2414	231
27	YAVATMAL	3612	1450	2162	3673	1253	2420	197
28	WASHIM	3457	1398	2059	3443	865	2578	533
29	AURANGABAD	3297	1733	1564	3290	288	3002	1445
30	AHMEDNAGAR	7756	4183	3573	7755	4453	3302	-270
31	AKOLA	7072	3935	3137	7367	3903	3464	32
32	SOLAPUR	7297	3684	3613	7228	1410	5818	2274
33	BULDHANA	15191	10571	4620	15214	7860	7354	2711
34	AMRAVATI	21529	12817	8712	21543	11392	10151	1425
	Total	127095	80050	47045	127178	69006	58172	12423

प्रधानमंत्री आवास योजना ग्रामीण - पूर्ण घरकूले

Sr. No.	Division	Sanction	18.05.2023	19.05.2023	Daily Achievement	Remaining	Avg. Completed Per Day From 20.11.22 to Today	To be Completed in Per Day till 05.06.23
1	AMRAVATI DIV.	274284	187473	187658	185	86626	169	5096
2	NAGPUR DIV.	291223	240326	240425	99	50798	179	2988
3	NASHIK DIV.	413596	330522	330610	88	82986	262	4882
4	KONKAN DIV.	69611	58242	58325	83	11286	50	664
5	PUNE DIV.	123372	88231	88291	60	35081	60	2064
6	AURANGABAD DIV.	237302	140853	140913	60	96389	185	5670
Total		1409388	1045647	1046222	575	363166	906	21363



प्रधानमंत्री आवास योजना ग्रामीण - पूर्ण घरकूले

Sr. No.	District	Sanction	18.05.2023	19.05.2023	Daily Achievement	Remaining	Avg. Completed Per Day From 20.11.22 to Today	To be Completed in Per Day till 05.06.23
1	AMRAVATI	95248	69796	69878	82	25370	46	1492
2	PALGHAR	35188	29095	29169	74	6019	24	354
3	AKOLA	48778	36843	36887	44	11891	21	699
4	NANDED	69463	41479	41510	31	27953	46	1644
5	NASHIK	89683	76228	76258	30	13425	53	790
6	BHANDARA	64920	49937	49963	26	14957	33	880
7	SANGLI	21606	15436	15462	26	6144	11	361
8	GONDIA	96138	89138	89163	25	6975	64	410
9	YAVATMAL	65183	42689	42714	25	22469	52	1322
10	AHMEDNAGAR	60752	52365	52387	22	8365	79	492
11	WASHIM	20362	11997	12019	22	8343	22	491
12	GADCHIROLI	31615	24487	24504	17	7111	26	418
13	NANDURBAR	118958	92744	92759	15	26199	39	1541
14	BULDHANA	44713	26148	26160	12	18553	29	1091
15	NAGPUR	36985	30021	30033	12	6952	12	409
16	JALGAON	79286	58444	58455	11	20831	47	1225
17	KOLHAPUR	17646	13449	13460	11	4186	8	246
18	SOLAPUR	48394	33401	33412	11	14982	19	881
19	DHULE	64917	50741	50751	10	14166	43	833
20	WARDHA	18607	14368	14378	10	4229	10	249
21	CHANDRAPUR	42958	32375	32384	9	10574	34	622
22	PARBHANI	19062	9176	9185	9	9877	17	581
23	HINGOLI	18083	11618	11626	8	6457	15	380
24	SATARA	15245	11780	11787	7	3458	13	203
25	JALNA	24023	14236	14242	6	9781	21	575
26	RATNAGIRI	9871	8752	8758	6	1113	14	65
27	PUNE	20481	14165	14170	5	6311	9	371
28	BEED	35253	20058	20061	3	15192	21	894
29	LATUR	20493	12220	12222	2	8271	21	487
30	THANE	9599	7277	7279	2	2320	4	136
31	AURANGABAD	36514	24748	24749	1	11765	31	692
32	RAIGAD	9820	8752	8753	1	1067	4	63
33	OSMANABAD	14411	7318	7318	0	7093	14	417
34	SINDHUDURG	5133	4366	4366	0	767	4	45
Total		1409388	1045647	1046222	575	363166	906	21363

राज्यपुरस्कृत आवास योजना ग्रामीण - मंजूरी

Sr. No.	Division	Target	18.05.2023	19.05.2023	Daily_Achievement	Remaining
1	AURANGABAD DIV.	200327	168393	168897	504	31430
2	KONKAN DIV.	34744	31539	31810	271	2934
3	NAGPUR DIV.	118430	96221	96431	210	21999
4	AMRAVATI DIV.	110155	94831	94850	19	15305
5	NASHIK DIV.	141552	112079	112086	7	29466
6	PUNE DIV.	65859	63392	63381	1	2478
Total		671067	566455	567455	1012	103612

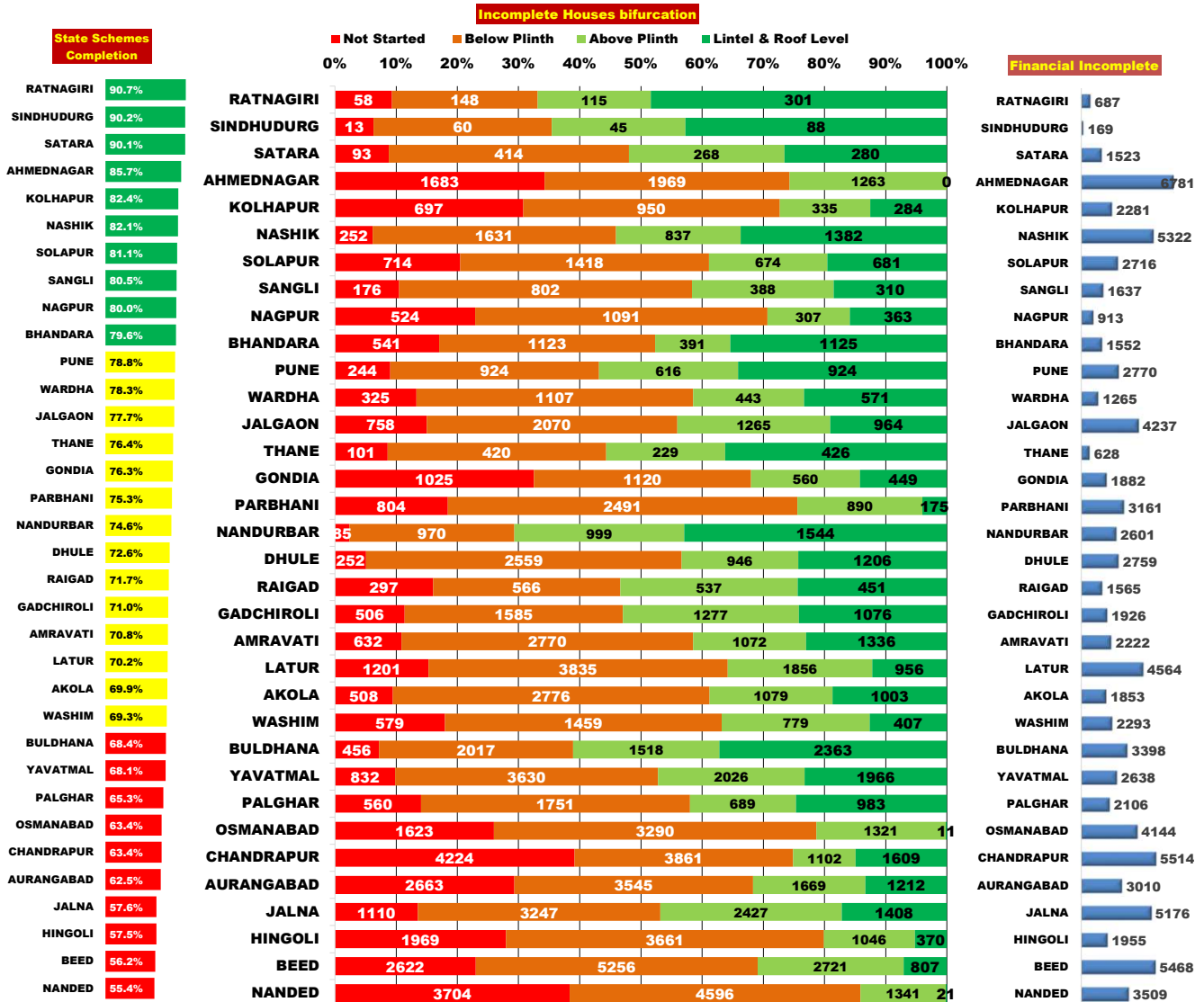
Sr. No.	District	Target	18.05.2023	19.05.2023	Daily_Achievement	Remaining
1	PALGHAR	11792	11208	11479	271	313
2	AURANGABAD	26141	24044	24255	211	1886
3	HINGOLI	27298	16397	16589	192	10709
4	CHANDRAPUR	40285	29361	29502	141	10783
5	NANDED	26760	21565	21651	86	5109
6	NAGPUR	16291	11381	11448	67	4843
7	BEED	26878	26035	26046	11	832
8	YAVATMAL	30045	26517	26524	7	3521
9	AHMEDNAGAR	35298	34266	34272	6	1026
10	AMRAVATI	23224	19884	19890	6	3334
11	BULDHANA	21702	20090	20094	4	1608
12	OSMANABAD	24853	17067	17071	4	7782
13	AKOLA	23681	17830	17832	2	5849
14	GONDIA	14261	13292	13294	2	967
15	NANDURBAR	26578	14140	14141	1	12437
16	SOLAPUR	18718	18477	18478	1	240
17	BHANDARA	17612	15605	15605	0	2007
18	DHULE	21790	18088	18088	0	3702
19	GADCHIROLI	16834	15332	15332	0	1502
20	JALGAON	25851	22723	22723	0	3128
21	JALNA	20609	19320	19320	0	1289
22	KOLHAPUR	13090	12889	12889	0	201
23	LATUR	28004	26315	26315	0	1689
24	NASHIK	32035	22862	22862	0	9173
25	PARBHANI	19784	17650	17650	0	2134
26	RAIGAD	7418	6550	6550	0	868
27	RATNAGIRI	7129	6691	6691	0	438
28	SANGLI	8732	8604	8604	0	128
29	SATARA	10647	10647	10647	0	0
30	SINDHUDURG	2141	2108	2108	0	33
31	THANE	6264	4982	4982	0	1282
32	WARDHA	13147	11250	11250	0	1897
33	WASHIM	11503	10510	10510	0	993
34	PUNE	14672	12775	12763	-12	1909
Total		671067	566455	567455	1012	103612

Remaining Sanction RANK

SATARA	0
SINDHUDURG	33
SANGLI	128
KOLHAPUR	201
SOLAPUR	240
PALGHAR	313
RATNAGIRI	438
BEED	832
RAIGAD	868
GONDIA	967
WASHIM	993
AHMEDNAGAR	1026
THANE	1282
JALNA	1289
GADCHIROLI	1502
BULDHANA	1608
LATUR	1689
AURANGABAD	1886
WARDHA	1897
PUNE	1909
BHANDARA	2007
PARBHANI	2134
JALGAON	3128
AMRAVATI	3334
YAVATMAL	3521
DHULE	3702
NAGPUR	4843
NANDED	5109
AKOLA	5849
OSMANABAD	7782
NASHIK	9173
HINGOLI	10709
CHANDRAPUR	10783
NANDURBAR	12437

राज्यपुरस्कृत आवास योजना ग्रामीण - पूर्ण घरकूले

Sr. No.	Division	Sanction	18.05.2023	19.05.2023	Daily_Achievement	Remaining	Avg. Completed Per Day From 20.11.22 to Today	To be Completed in Per Day till 05.06.23
1	AMRAVATI DIV.	94850	65593	65642	49	29208	52	1718
2	NASHIK DIV.	112086	89446	89471	25	22615	63	1330
3	NAGPUR DIV.	96431	70102	70126	24	26305	42	1547
4	AURANGABAD DIV.	168897	105027	105049	22	63848	83	3756
5	PUNE DIV.	63381	52184	52189	5	11192	23	658
6	KONKAN DIV.	31810	23968	23972	4	7838	14	461
Total		567455	406320	406449	129	161006	278	9471



राज्यपुरस्कृत आवास योजना ग्रामीण - पूर्ण घरकूले

Sr. No.	District	Sanction	18.05.2023	19.05.2023	Daily Achievement	Remaining	Avg. Completed Per Day From 20.11.22 to Today	To be Completed in Per Day till 05.06.23
1	YAVATMAL	26524	18051	18070	19	8454	13	497
2	AMRAVATI	19890	14067	14080	13	5810	9	342
3	AKOLA	17832	12455	12466	11	5366	9	316
4	DHULE	18088	13117	13125	8	4963	9	292
5	NANDED	21651	11982	11989	7	9662	8	568
6	WARDHA	11250	8797	8804	7	2446	6	144
7	AHMEDNAGAR	34272	29371	29377	6	4895	26	288
8	JALGAON	22723	17660	17666	6	5057	11	297
9	GONDIA	13294	10135	10140	5	3154	8	186
10	WASHIM	10510	7281	7286	5	3224	7	190
11	BEED	26046	14636	14640	4	11406	13	671
12	BHANDARA	15605	12421	12425	4	3180	4	187
13	NASHIK	22862	18756	18760	4	4102	11	241
14	CHANDRAPUR	29502	18703	18706	3	10796	12	635
15	JALNA	19320	11125	11128	3	8192	22	482
16	NAGPUR	11448	9160	9163	3	2285	3	134
17	AURANGABAD	24255	15164	15166	2	9089	9	535
18	GADCHIROLI	15332	10886	10888	2	4444	9	261
19	HINGOLI	16589	9541	9543	2	7046	6	414
20	LATUR	26315	18465	18467	2	7848	12	462
21	PALGHAR	11479	7494	7496	2	3983	6	234
22	PARBHANI	17650	13288	13290	2	4360	4	256
23	PUNE	12763	10053	10055	2	2708	5	159
24	SATARA	10647	9590	9592	2	1055	5	62
25	BULDHANA	20094	13739	13740	1	6354	15	374
26	NANDURBAR	14141	10542	10543	1	3598	6	212
27	RAIGAD	6550	4698	4699	1	1851	3	109
28	RATNAGIRI	6691	6068	6069	1	622	3	37
29	SANGLI	8604	6927	6928	1	1676	3	99
30	KOLHAPUR	12889	10623	10623	0	2266	3	133
31	OSMANABAD	17071	10826	10826	0	6245	9	367
32	SINDHUDURG	2108	1902	1902	0	206	1	12
33	SOLAPUR	18478	14991	14991	0	3487	7	205
34	THANE	4982	3806	3806	0	1176	2	69
	Total	567455	406320	406449	129	161006	278	9471

प्रधानमंत्री आवास योजना ग्रामीण - हप्ते वितरण

Sr. No.	Division	1st Installment (Daily Achievement)	1st Installment Remaining	2nd Installment (Daily Achievement)	2nd Installment Remaining	3rd Installment (Daily Achievement)	3rd Installment Remaining
1	AMRAVATI DIV.	36	29993	89	31568	73	16263
2	NAGPUR DIV.	23	10189	76	20215	87	12671
3	NASHIK DIV.	54	10299	18	38578	50	22964
4	AURANGABAD DIV.	27	19864	39	52092	34	24517
5	PUNE DIV.	6	9440	23	16270	23	6934
6	KONKAN DIV.	2	384	10	3460	23	3374
Total		148	80169	255	162183	290	86723

PMAY-G 1st Ins Pending

SINDHUDURG	4
RAIGAD	12
RATNAGIRI	89
THANE	89
PALGHAR	190
GADCHIROLI	305
SANGLI	436
KOLHAPUR	541
SATARA	848
DHULE	975
NASHIK	1093
PARBHANI	1138
NANDURBAR	1309
GONDIA	1404
WARDHA	1567
NAGPUR	1894
JALNA	1904
HINGOLI	1985
CHANDRAPUR	2047
PUNE	2177
LATUR	2290
AURANGABAD	2730
BHANDARA	2972
WASHIM	2976
AHMEDNAGAR	2998
OSMANABAD	3121
BEED	3330
NANDED	3366
YAVATMAL	3808
AKOLA	3903
JALGAON	3924
SOLAPUR	5438
BULDHANA	7968
AMRAVATI	11338

PMAY-G 2nd Ins Pending

SINDHUDURG	219
RATNAGIRI	396
RAIGAD	516
THANE	586
SATARA	1119
WARDHA	1234
PALGHAR	1743
OSMANABAD	1851
PUNE	2287
KOLHAPUR	2554
GADCHIROLI	2635
NAGPUR	2911
HINGOLI	3119
WASHIM	3205
AHMEDNAGAR	3693
SANGLI	3906
GONDIA	3933
LATUR	4280
CHANDRAPUR	4378
JALNA	4453
AKOLA	4985
BHANDARA	5124
AURANGABAD	5656
PARBHANI	5824
NASHIK	5961
BULDHANA	6033
SOLAPUR	6404
DHULE	6853
BEED	8226
YAVATMAL	8636
AMRAVATI	8709
NANDURBAR	9516
JALGAON	12555
NANDED	18683

PMAY-G 3rd Ins Pending

SINDHUDURG	282
RAIGAD	381
RATNAGIRI	409
THANE	549
WARDHA	917
SATARA	991
KOLHAPUR	992
PUNE	1101
NAGPUR	1374
HINGOLI	1482
SANGLI	1538
PALGHAR	1753
LATUR	1878
AKOLA	2135
GADCHIROLI	2236
SOLAPUR	2312
BHANDARA	2323
WASHIM	2337
AURANGABAD	2487
CHANDRAPUR	2619
PARBHANI	2904
AHMEDNAGAR	2913
OSMANABAD	2990
JALNA	3003
BULDHANA	3054
GONDIA	3202
AMRAVATI	3389
BEED	3604
DHULE	3832
NASHIK	3950
JALGAON	4225
YAVATMAL	5348
NANDED	6169
NANDURBAR	8044

प्रधानमंत्री आवास योजना ग्रामीण - हप्ते वितरण

Sr. No.	District	1st Installment (Daily Achivement)	1st Installment Remaining	2nd Installment (Daily Achivement)	2nd Installment Remaining	3rd Installment (Daily Achivement)	3rd Installment Remaining
1	JALGAON	46	3924	9	12555	29	4225
2	NAGPUR	6	1894	24	2911	25	1374
3	YAVATMAL	3	3808	15	8636	35	5348
4	WASHIM	14	2976	28	3205	9	2337
5	GADCHIROLI	4	305	16	2635	24	2236
6	AMRAVATI	6	11338	19	8709	18	3389
7	AURANGABAD	5	2730	18	5656	19	2487
8	BULDHANA	10	7968	17	6033	6	3054
9	BHANDARA	6	2972	8	5124	14	2323
10	GONDIA	-2	1404	18	3933	10	3202
11	PALGHAR	2	190	8	1743	18	1753
12	AKOLA	3	3903	10	4985	5	2135
13	NASHIK	8	1093	5	5961	5	3950
14	CHANDRAPUR	4	2047	3	4378	10	2619
15	NANDED	3	3366	10	18683	4	6169
16	AHMEDNAGAR	-1	2998	4	3693	12	2913
17	JALNA	6	1904	2	4453	7	3003
18	WARDHA	3	1567	7	1234	4	917
19	SATARA	5	848	3	1119	5	991
20	BEED	6	3330	4	8226	2	3604
21	KOLHAPUR	0	541	9	2554	3	992
22	SOLAPUR	1	5438	2	6404	9	2312
23	PUNE	0	2177	5	2287	6	1101
24	PARBHANI	6	1138	2	5824	2	2904
25	DHULE	0	975	0	6853	4	3832
26	SANGLI	0	436	4	3906	0	1538
27	RATNAGIRI	0	89	2	396	1	409
28	OSMANABAD	1	3121	1	1851	0	2990
29	RAIGAD	0	12	0	516	2	381
30	THANE	0	89	0	586	2	549
31	HINGOLI	0	1985	1	3119	0	1482
32	LATUR	0	2290	1	4280	0	1878
33	NANDURBAR	0	1309	0	9516	0	8044
34	SINDHUDURG	0	4	0	219	0	282
	Total	148	80169	255	162183	290	86723

राज्यपुरस्कृत आवास योजना ग्रामीण - हप्ते वितरण

Sr. No.	Division	1st Installment (Daily Achivement)	1st Installment Remaining	2nd Installment (Daily Achivement)	2nd Installment Remaining	3rd Installment (Daily Achivement)	3rd Installment Remaining
1	NAGPUR DIV.	114	7145	29	9887	25	4080
2	KONKAN DIV.	67	1029	35	2945	20	1615
3	AURANGABAD DIV.	64	15696	2	29921	2	13271
4	AMRAVATI DIV.	12	3007	7	12652	7	6474
5	NASHIK DIV.	1	3030	0	9199	1	5310
6	PUNE DIV.	1	1924	0	4508	0	2281
Total		259	31831	73	69112	55	33031

State Schemes 1st Ins Pending

SINDHUDURG	13
RATNAGIRI	58
NANDURBAR	85
SATARA	93
THANE	101
SANGLI	176
PUNE	244
DHULE	252
NASHIK	252
RAIGAD	297
WARDHA	325
BULDHANA	456
GADCHIROLI	506
AKOLA	508
NAGPUR	524
BHANDARA	541
PALGHAR	560
WASHIM	579
AMRAVATI	632
KOLHAPUR	697
SOLAPUR	714
JALGAON	758
PARBHANI	804
YAVATMAL	832
GONDIA	1025
JALNA	1110
LATUR	1201
OSMANABAD	1623
AHMEDNAGAR	1683
HINGOLI	1969
BEED	2622
AURANGABAD	2663
NANDED	3704
CHANDRAPUR	4224

State Schemes 2nd Ins Pending

SINDHUDURG	60
RATNAGIRI	148
SATARA	414
THANE	420
RAIGAD	566
SANGLI	802
PUNE	924
KOLHAPUR	950
NANDURBAR	970
NAGPUR	1091
WARDHA	1107
GONDIA	1120
BHANDARA	1123
SOLAPUR	1418
WASHIM	1459
GADCHIROLI	1585
NASHIK	1631
PALGHAR	1751
AHMEDNAGAR	1969
BULDHANA	2017
JALGAON	2070
PARBHANI	2491
DHULE	2559
AMRAVATI	2770
AKOLA	2776
JALNA	3247
OSMANABAD	3290
AURANGABAD	3545
YAVATMAL	3630
HINGOLI	3661
LATUR	3835
CHANDRAPUR	3861
NANDED	4596
BEED	5256

State Schemes 3rd Ins Pending

SINDHUDURG	45
RATNAGIRI	115
THANE	229
SATARA	268
NAGPUR	307
KOLHAPUR	335
SANGLI	388
BHANDARA	391
WARDHA	443
RAIGAD	537
GONDIA	560
PUNE	616
SOLAPUR	674
PALGHAR	689
WASHIM	779
NASHIK	837
PARBHANI	890
DHULE	946
NANDURBAR	999
HINGOLI	1046
AMRAVATI	1072
AKOLA	1079
CHANDRAPUR	1102
AHMEDNAGAR	1263
JALGAON	1265
GADCHIROLI	1277
OSMANABAD	1321
NANDED	1341
BULDHANA	1518
AURANGABAD	1669
LATUR	1856
YAVATMAL	2026
JALNA	2427
BEED	2721

राज्यपुरस्कृत आवास योजना ग्रामीण -हप्ते वितरण

Sr. No.	District	1st Installment (Daily Achivement)	1st Installment Remaining	2nd Installment (Daily Achivement)	2nd Installment Remaining	3rd Installment (Daily Achivement)	3rd Installment Remaining
1	CHANDRAPUR	82	4224	5	3861	3	1102
2	PALGHAR	65	560	8	1751	6	689
3	HINGOLI	61	1969	0	3661	0	1046
4	THANE	2	101	25	420	4	229
5	BHANDARA	14	541	5	1123	11	391
6	WARDHA	11	325	7	1107	5	443
7	YAVATMAL	12	832	5	3630	3	2026
8	GONDIA	0	1025	11	1120	5	560
9	RAIGAD	0	297	2	566	10	537
10	NAGPUR	7	524	1	1091	1	307
11	JALNA	3	1110	1	3247	2	2427
12	AMRAVATI	0	632	1	2770	3	1072
13	AHMEDNAGAR	1	1683	0	1969	0	1263
14	AKOLA	0	508	1	2776	0	1079
15	BULDHANA	0	456	0	2017	1	1518
16	JALGAON	0	758	0	2070	1	1265
17	PARBHANI	0	804	1	2491	0	890
18	SOLAPUR	1	714	0	1418	0	674
19	AURANGABAD	0	2663	0	3545	0	1669
20	BEED	0	2622	0	5256	0	2721
21	DHULE	0	252	0	2559	0	946
22	GADCHIROLI	0	506	0	1585	0	1277
23	KOLHAPUR	0	697	0	950	0	335
24	LATUR	0	1201	0	3835	0	1856
25	NANDED	0	3704	0	4596	0	1341
26	NANDURBAR	0	85	0	970	0	999
27	NASHIK	0	252	0	1631	0	837
28	OSMANABAD	0	1623	0	3290	0	1321
29	PUNE	0	244	0	924	0	616
30	RATNAGIRI	0	58	0	148	0	115
31	SANGLI	0	176	0	802	0	388
32	SATARA	0	93	0	414	0	268
33	SINDHUDURG	0	13	0	60	0	45
34	WASHIM	0	579	0	1459	0	779
	Total	259	31831	73	69112	55	33031

प्रधानमंत्री आवास योजना ग्रामीण - Delayed Houses

■ पहिला हप्ता मिळाल्यानंतर १२ महिने उलटूनही अपूर्ण घरकुले
 ■ पहिला हप्ता मिळाल्यानंतर १८ महिने उलटूनही अपूर्ण घरकुले
 ■ पहिला हप्ता मिळाल्यानंतर १० दिवसानंतरही दुसरा हप्ता न मिळालेली घरकुले
■ दुसरा हप्ता मिळाल्यानंतर १० दिवसानंतरही तिसरा हप्ता न मिळालेली घरकुले
 ■ तिसरा हप्ता मिळाल्यानंतर १० दिवसानंतरही अपूर्ण घरांची संख्या

AHMEDNAGAR	2419	1741	3132	1647	44
AKOLA	4163	3481	3529	878	582
AMRAVATI	7403	5559	7209	1518	1076
AURANGABAD	2397	2242	4891	1106	466
BEED	2183	1862	6875	1666	491
BHANDARA	6919	5204	4676	799	2338
BULDHANA	2638	2158	4120	864	743
CHANDRAPUR	3022	1948	3436	710	298
DHULE	5690	4096	5880	2354	1711
GADCHIROLI	3947	2449	2290	1235	940
GONDIA	1865	1796	3118	1021	143
HINGOLI	1029	667	2598	489	108
JALGAON	7857	6632	11095	2053	744
JALNA	1367	1081	3338	834	328
KOLHAPUR	1926	734	2356	295	111
LATUR	795	726	2782	472	55
NAGPUR	3318	2313	2537	444	588
NANDED	9639	9149	14701	2058	375
NANDURBAR	11510	9948	7180	4690	5253
NASHIK	7028	3576	4785	2062	1610
OSMANABAD	1043	584	1224	440	8
PALGHAR	894	640	1351	764	573
PARBHANI	858	737	4741	610	128
PUNE	2238	1724	1941	544	482
RAIGAD	731	239	478	241	166
RATNAGIRI	173	42	331	140	75
SANGLI	2977	2289	3485	586	153
SATARA	669	371	823	237	151
SINDHUDURG	140	87	193	72	32
SOLAPUR	4935	4571	4982	1242	535
THANE	209	188	546	170	253
WARDHA	1146	798	941	212	243
WASHIM	1217	866	2529	445	100
YAVATMAL	6470	4358	7001	1851	1810